

## ENVIRONMENTAL PRODUCT DECLARATION

# COATED GLASS

## CARDINAL GLASS INDUSTRIES



*Cardinal Glass Coated Glass*



Cardinal Glass Industries is considered one of the world's leading providers of superior quality glass products. From the melting of sand to produce clear float glass to the vacuum sputtering of silver to produce low-emissivity coatings.

With this EPD Cardinal intends to support architects and designers with the information they need about the life-cycle environmental impact of Cardinal glass products.

For additional information, visit [www.cardinalcorp.com](http://www.cardinalcorp.com)



# ENVIRONMENTAL PRODUCT DECLARATION



**Cardinal Glass Industries**  
Coated Glass EPD



According to ISO 14025, ISO21930:2017

EPD PROGRAM AND PROGRAM OPERATOR NAME, ADDRESS, LOGO, AND WEBSITE	UL Solutions 333 Pfingsten Rd, Northbrook IL, 60062 www.ul.com www.spot.ul.com
GENERAL PROGRAM INSTRUCTIONS AND VERSION NUMBER	Program Operator Rules v 2.7 2022
MANUFACTURER NAME AND ADDRESS	Cardinal Glass Industries   775 Prairie Center Dr #200 Eden Prairie, MN 55344
DECLARATION NUMBER	4791939895.101.1
DECLARED PRODUCT & FUNCTIONAL UNIT OR DECLARED UNIT	Coated Glass product; 1 metric ton
REFERENCE PCR AND VERSION NUMBER	ISO 21930:2017, UL PCR Part A published in 2022
DESCRIPTION OF PRODUCT APPLICATION/USE	Coated glass, and in particular low-E coated glass, is used to enhance glazing energy performance. After fabrication into sealed coated glass units, the final product is shipped to a customer for installation into a window system.
PRODUCT RSL DESCRIPTION (IF APPL.)	N/A
MARKETS OF APPLICABILITY	North America
DATE OF ISSUE	January 15 <sup>th</sup> , 2026
PERIOD OF VALIDITY	5 Years
EPD TYPE	Product-specific Type III
RANGE OF DATASET VARIABILITY	N/A
EPD SCOPE	Cradle-to-gate
YEAR(S) OF REPORTED PRIMARY DATA	2023
LCA SOFTWARE & VERSION NUMBER	LCA for Experts v10.9.0.31
LCI DATABASE(S) & VERSION NUMBER	Sphera's MLC databases v 2025.1
LCIA METHODOLOGY & VERSION NUMBER	IPCC AR6, TRACI 2.2, CML 2016
The PCR review was conducted by:	International Standards Organization – ISO
	UL Solutions
	epd@ul.com
This declaration was independently verified in accordance with ISO 14025: 2006. <input type="checkbox"/> INTERNAL <input checked="" type="checkbox"/> EXTERNAL	Cooper McCollum, UL Solutions 
	Sphera Inc.
This life cycle assessment was conducted in accordance with ISO 14044 and the reference PCR by:	
	Omar Mayorga, UL Solutions 

## LIMITATIONS

**Exclusions:** EPDs do not indicate that any environmental or social performance benchmarks are met, and there may be impacts that they do not encompass. LCAs do not typically address the site-specific environmental impacts of raw material extraction, nor are they meant to assess human health toxicity. EPDs can complement but cannot replace tools and certifications that are designed to address these impacts and/or set performance thresholds – e.g. Type 1 certifications, health assessments and declarations, environmental impact assessments, etc.

**Accuracy of Results:** EPDs regularly rely on estimations of impacts; the level of accuracy in estimation of effect differs for any particular product line and reported impact.

**Comparability:** EPDs from different programs may not be comparable. Full conformance with a PCR allows EPD comparability only when all stages of a life cycle have been considered. However, variations and deviations are possible\*. Example of variations: Different LCA software and background LCI datasets may lead to differences results for upstream or downstream of the life cycle stages declared.

## 1. Product Definition and Information

### 1.1. Description of Company/Organization

Cardinal Glass Industries is a management-owned S-Corporation leading the industry in the development of residential glass for windows and doors. We have grown to approximately 9,000 employees located at 42 manufacturing locations around the United States. Cardinal operates five divisions:

- Cardinal FG (float glass)
- Cardinal CT (custom tempered glass)
- Cardinal LG (laminated glass)
- Cardinal CG (coated glass)
- Cardinal IG (insulating glass)

### 1.2. Product Description

#### Product Identification

Low emissivity (Low-E) coated glass improves the energy efficiency of a window by rejecting ultraviolet and near infrared energy, while allowing visible light from the sun to pass through. It also reflects room temperature radiation to reduce heat transfer providing lower U-factors.

### 1.3. Application

Coated glass, and in particular low-E coated glass, is used to enhance glazing energy performance. After fabrication into sealed coated glass units, the final product is shipped to a customer for installation into a window system.

### 1.4. Declaration of Methodological Framework

The EPD has been created strictly in accordance with the standards and norms below:

- ISO 14025:2011 Type III environmental declarations – Principles and procedures
- ISO 21930:2017 Sustainability in building and construction – Environmental declaration of building products, International Organisation for Standardization, Geneva, Switzerland.

### 1.5. Technical Requirements

Specific technical requirements and use are governed by building codes. These codes layout safety glazing requirements, structural sufficiency needs, and building energy compliance.

1.6. Material Composition

The composition of processed glass products produced by Cardinal is given below in Table 1-1. No substances required to be reported as hazardous are associated with the production of this product.

Table 1: Material composition of coated glass

MATERIAL INPUTS	
Internal Flat Glass	99%
External Flat Glass	<1%
Other Raw Materials	<1%

1.7. Manufacturing

Energy efficient Low-E coatings consist of optically transparent nanoscopic layers sputtered onto glass via magnetron sputtering. The layers are deposited onto the glass substrate in sputtering chambers which are under vacuum. A high voltage magnetron ignites a plasma creating energetic ions of inert gases. The energetic ions forcefully collide with the target ejecting target atoms which deposit onto the glass substrate. The coated glass is then packaged and sent to customers to be processed into insulating glass units.

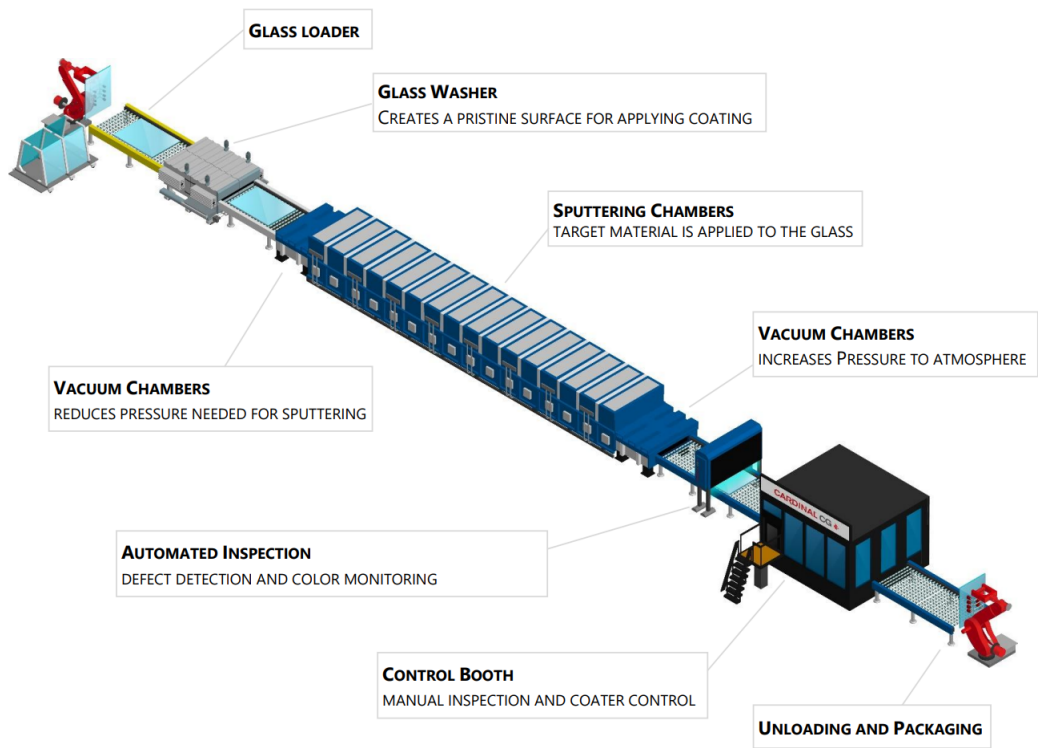


Figure 1: Diagram of Coated Glass manufacturing steps

# ENVIRONMENTAL PRODUCT DECLARATION



Cardinal Glass Industries  
Coated Glass EPD



According to ISO 14025, ISO21930:2017

## 1.8. Packaging

---

The coated glass product is packaged in cardboard and secured using steel or plastic banding as well as plastic wrap.

## 1.9. Transportation

---

Transportation to customer after production is not declared in this EPD.

## 1.10. Product Installation

---

Product installation is not declared in this EPD.

## 1.11. Use

---

Use of product is not declared in this EPD.

## 1.12. Reference Service Life and Estimated Building Service Life

---

As the declared system boundary is A1-A3, a reference service life is not declared.

## 1.13. Reuse, Recycling, and Energy Recovery

---

Reuse, Recycling, and Energy Recovery of the product is not declared in this EPD.

## 1.14. Disposal

---

Disposal of the product at end of life is not declared in this EPD.

## 2. Life Cycle Assessment Background Information

---

A cradle-to-gate analysis using life cycle assessment (LCA) techniques was conducted for this EPD. The analysis was done according to ISO 21930:2017 Sustainability in buildings and civil engineering works, UL PCR Part A: Life Cycle Assessment Calculation Rules and Report Requirements, and followed LCA principles, requirements and guidelines laid out in the ISO 14040/14044 standards. No specific Part B PCR was used for this study, as requested by Cardinal. As such, this EPD is not intended for comparative claims.



## 2.1. Functional or Declared Unit

The declared unit evaluated for the study is:

*1 metric ton of Coated Glass product*

A declared unit is used in place of a functional unit. Declared units are defined under ISO 21930 and permitted for information modules, for which only a subset of life cycle stages is included in the analysis. The reference flow includes packaging associated with one metric ton of product. Environmental performance results therefore represent the production average of Coated glass production, normalized to 1 metric ton. The reference service life is not specified. Because the use stage is not included in system scope, no reference service life is necessary for the analysis.

## 2.2. System Boundary

The declared system boundary is cradle-to-gate. Cradle-to-gate includes the life cycle modules A1, A2, and A3. Capital goods and infrastructure flows are excluded from the product system boundary. The declared system boundaries are shown in Table 2 below:

**Table 2. Description of the system boundary modules**

PRODUCT STAGE			CONSTRUCTION PROCESS STAGE		USE STAGE							END OF LIFE STAGE				BENEFITS AND LOADS BEYOND THE SYSTEM BOUNDARIES
Raw material supply	Transport	Manufacturing	Transport from the gate to the site	Assembly	Use	Maintenance	Repair	Replacement	Refurbishment	Operational energy use	Operational water use	De-construction demolition	Transport	Waste processing	Disposal	Reuse- Recovery- Recycling- potential
A1	A2	A3	A4	A5	B1	B2	B3	B4	B5	B6	B7	C1	C2	C3	C4	D
X	X	X	MND	MND	MND	MND	MND	MND	MND	MND	MND	MND	MND	MND	MND	MND

X= declared module; MND= module not declared

The system boundary and life cycle stages assessed in this EPD are shown in Figure 2.



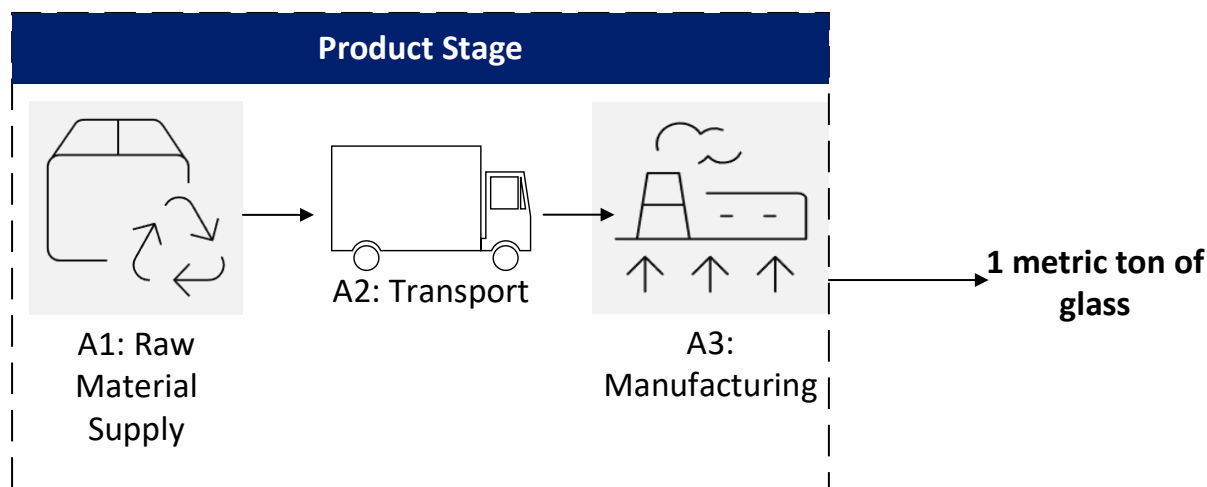


Figure 2: Life cycle stages included in system boundary.

## 2.3. Estimates and Assumptions

All raw materials and energy inputs have been modeled using processes and flows that closely follow actual production data on raw materials and processes. All reported materials and energy flows have been accounted for. No significant assumptions have been made beyond the aforementioned.

Proxy data were applied to some materials where no matching life cycle inventories were available, as documented in the background report. The following limitations to the study have been identified:

- Proxy datasets were used where no exact dataset match was found using a conservative selection approach. These datasets have minimal impact on overall results.
- The study excludes the use stage.
- Weighted averages for the total inputs from eight coated glass manufacturing facilities were used for this EPD.

## 2.4. Cut-off Criteria

Per ISO 21930 section 7.1.8, all available energy and material flow data have been included in the model for the processes within the system boundary. Any excluded flows are less than 1% of energy, mass, or environmental impacts, and the total excluded flows per module are less than 5%. In cases where no matching life cycle inventories are available to represent a flow, proxy data have been applied based on conservative assumptions regarding environmental impacts. No known flows are deliberately excluded from this EPD.

## 2.5. Data Sources

All manufacturing data were collected from Cardinal for the calendar year 2023, and all background data have been taken from the MLC 2025.1 database, using Sphera's LCA FE software.

To ensure the highest quality data, primary data were collected by Cardinal. Where primary data could not be obtained,

background LCI data were sourced from the MLC database.

## 2.6. Data Quality

### Precision and Completeness

**Precision:** As the majority of the relevant foreground data are measured data or calculated based on primary information sources of the owner of the technology, precision is considered to be high. Seasonal variations were balanced out by using yearly averages. All background data are sourced from MLC databases with documented precision; documentation can be found at <https://sphaera.com/product-sustainability-gabi-data-search/>.

**Completeness:** Each foreground process was checked for mass balance and completeness of the emission inventory. No data were knowingly omitted. Completeness of foreground unit process data is considered to be high. All background data are sourced from MLC databases with the documented completeness.

### Consistency and Reproducibility

**Consistency:** To ensure data consistency, all primary data were collected with the same level of detail, while all background data were sourced from the MLC databases.

**Reproducibility:** Reproducibility is supported as much as possible through the disclosure of input-output data, dataset choices, and modeling approaches in this report. Based on this information, any third party should be able to approximate the results of this study using the same data and modeling approaches.

### Representativeness

**Temporal:** All primary data were collected for the year 2023. All secondary data come from the MLC 2025.1 databases and are representative of the years 2020-2023. As the study intended to compare the product systems for the reference year 2023, temporal representativeness is considered to be high.

**Geographical:** All primary and secondary data were collected specific to the countries or regions under study. Where country-specific or region-specific data were unavailable, proxy data were used. Geographical representativeness is considered to be high.

**Technological:** All primary and secondary data were modeled to be specific to the technologies or technology mixes under study. Where technology-specific data were unavailable, proxy data were used. Technological representativeness is considered to be high.

## 2.7. Period under Review

Primary data collected represent production during the 2023 calendar year. This analysis is intended to represent production in 2023.

## 2.8. Allocation

### Allocation of background data

Allocation of background data (energy and material) taken from the MLC 2025 databases is documented online at <https://lcadatabase.sphaera.com/dataset-documentation-download/>.



## Allocation in the foreground data

For this study, no co-product was present at any facility; therefore, no allocation was conducted. The weighted average data for Coated glass was provided from Cardinal.

## 2.9. Comparability

EPDs are not comparative assertions and are either not comparable or have limited comparability when they have different system boundaries. According to UL PCR Part A: Life Cycle Assessment Calculation Rules and Report Requirements, only EPDs prepared from cradle-to-grave life-cycle results, and based on the same function, quantified by the same functional unit, and taking account of replacement based on the product reference service life (RSL) relative to an assumed building service life, can be used to assist purchasers and users in making informed comparisons between products— EPDs based on cradle-to-gate and cradle-to-gate with options information modules shall not be used for comparisons. Also, EPDs based on a declared unit shall not be used for comparisons.

## 2.10. Audience

Audience The intended audience of this EPD is business-to-business (BTB) stakeholders.

## 3. Life Cycle Assessment Scenarios

In accordance with ISO 21930:2017 PCR, this EPD covers only modules A1-A3.

Since these later modules are outside the declared system boundary, BCEK values are reported as zero in A1-A3. It should be noted that the biogenic carbon sequestration within the packaging material is only temporary. All stored biogenic carbon will eventually be released back to the atmosphere upon incineration of packaging material, or its degradation in a landfill, or will be carried over to the next product system if the packaging material is recycled. This approach ensures transparent and standardized reporting, providing a clear understanding of biogenic carbon flows beyond the scope of this EPD.

## 4. Life Cycle Assessment Results

### 4.1. Life Cycle Impact Assessment Results

Life cycle impact assessment and inventory results are mentioned in this section. Results are calculated for TRACI 2.2 and IPCC AR6 using Cardinal's custom EPD Generator Tool (See "Cardinal LCA Background Report" for more information). Tabulated results are followed by contribution analyses of coated glass products, to provide a sense of which modules are driving environmental burden. Module A1 (raw materials) contributes the most to all impact categories (55% to 91%). Module A3 (manufacturing) contributes the second most to all impact categories (7% to 45%). Within Module A1, flat glass produced by Cardinal contributes the most (85%) to overall results. Within Module A3, electricity contributes the most (12%) to overall results. The figure below shows the total A1-A3 results.

LCIA results are relative expressions and do not predict impacts on category endpoints, the exceeding of thresholds, safety margins or risks.

**Table 3. North American Impact Assessment Results**

IPCC AR6	TOTAL (A1-A3)	A1*	A2	A3
GWP100 [kg CO <sub>2</sub> eq.]	1.45E+03	1.22E+03	2.10E+01	2.09E+02
TRACI v2.2				
ODP [kg CFC-11 eq]	9.46E-09	6.60E-09	5.94E-12	2.86E-09
AP [kg SO <sub>2</sub> eq]	2.88E+00	2.63E+00	4.94E-02	1.98E-01
EPf [kg P eq.]	4.32E-03	2.36E-03	1.71E-05	1.94E-03
EPm [kg N eq.]	1.49E+00	1.34E+00	4.40E-02	1.07E-01
POFP [kg O <sub>3</sub> eq]	3.42E+01	2.94E+01	1.11E+00	3.74E+00
ADPfossil [MJ, LHV]	1.86E+04	1.58E+04	2.68E+02	2.55E+03

\*A1 is the sum of flat glass cradle-to-gate impacts plus the raw materials processing of additional processing materials.

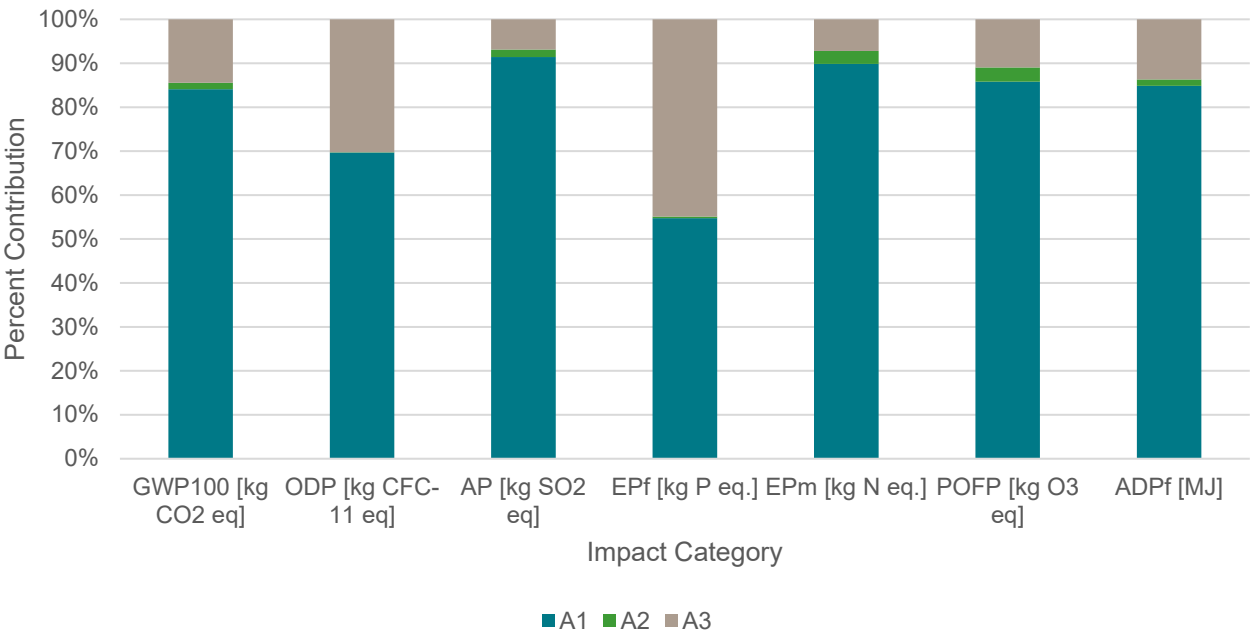


Figure 3: Cradle-to-gate life cycle impact results

These seven impact categories are globally deemed mature enough to be included in Type III environmental declarations. Other categories are being developed and defined and LCA should continue making advances in their development. However, the EPD users shall not use additional measures for comparative purposes. Global warming potential (GWP) excludes biogenic carbon.

4.2. Life Cycle Inventory Results

Table 4. Resource Use

PARAMETER	TOTAL (A1-A3)	A1*	A2	A3
RPR <sub>E</sub> [MJ, LHV]	4.13E+03	3.15E+03	1.12E+01	9.68E+02
RPR <sub>M</sub> [MJ, LHV]	4.90E+01	3.65E+01	0.00E+00	1.25E+01
RPR <sub>T</sub> [MJ, LHV]	4.18E+03	3.18E+03	1.12E+01	9.80E+02
NRPR <sub>E</sub> [MJ, LHV]	1.96E+04	1.63E+04	2.70E+02	3.03E+03
NRPR <sub>M</sub> [MJ, LHV]	7.96E+01	7.19E+01	0.00E+00	7.72E+00



# ENVIRONMENTAL PRODUCT DECLARATION



Cardinal Glass Industries  
Coated Glass EPD

According to ISO 14025, ISO21930:2017

NRPR <sub>T</sub> [MJ, LHV]	1.96E+04	1.63E+04	2.70E+02	3.04E+03
SM [kg]	8.78E-01	6.78E-01	0.00E+00	2.00E-01
RSF [MJ, LHV]	-	-	-	-
NRSF [MJ, LHV]	-	-	-	-
RE [MJ, LHV]	-	-	-	-
FW [m³]	4.41E+00	2.98E+00	1.21E-02	1.42E+00

\*A1 is the sum of flat glass cradle-to-gate impacts plus the raw materials processing of additional processing materials.

**Table 5. Output Flows and Waste Categories**

PARAMETER	TOTAL (A1-A3)	A1*	A2	A3
HWD [kg]	2.89E-01	2.89E-01	0.00E+00	0.00E+00
NHWD [kg]	8.13E+00	8.13E+00	0.00E+00	0.00E+00
HLRW [kg] or [m³]	4.22E-04	2.15E-04	1.10E-06	2.06E-04
ILLRW [kg] or [m³]	3.54E-01	1.81E-01	9.26E-04	1.72E-01
CRU [kg]	-	-	-	-
MFR [kg]	6.45E+01	4.24E+00	0.00E+00	6.03E+01
MER [kg]	-	-	-	-
EE [MJ, LHV]	-	-	-	-

\*A1 is the sum of flat glass cradle-to-gate impacts plus the raw materials processing of additional processing materials.

# ENVIRONMENTAL PRODUCT DECLARATION



Cardinal Glass Industries  
Coated Glass EPD

According to ISO 14025, ISO21930:2017

**Table 6. Carbon Emissions and Removals**

PARAMETER	UNIT	TOTAL (A1-A3)	A1*	A2	A3
BCRK	kg CO <sub>2</sub> eq	5.85E+00	4.42E+00	0.00E+00	1.43E+00
BCEK	kg CO <sub>2</sub> eq	-	-	-	-
BCRP	kg CO <sub>2</sub> eq	-	-	-	-
BCEP	kg CO <sub>2</sub> eq	-	-	-	-
BCEW	kg CO <sub>2</sub> eq	-	-	-	-
CCE	kg CO <sub>2</sub> eq	-	-	-	-
CCR	kg CO <sub>2</sub> eq	-	-	-	-
CWNR	kg CO <sub>2</sub> eq	-	-	-	-

\*A1 is the sum of flat glass cradle-to-gate impacts plus the raw materials processing of additional processing materials.

## 5. LCA Interpretation

The results represent the cradle-to-gate environmental performance of 1 metric ton of coated glass product and the packaging associated with it.

Module A1 (raw materials) contributes the most to all impact categories (55% to 91%). Module A3 (manufacturing) contributes the second most to all impact categories (7% to 45%).

Waste management, which includes transport of waste material to recovery or disposal, and relevant waste processing makes negligible contributions to overall production phase impacts.

## 6. Additional Environmental Information

### 6.1. Environment and Health During Manufacturing

Based on available information, no known hazardous materials are included in the product and no substances of very high concern have been identified in this product. Hence, no further declaration is required.

Please refer to the Article Data Sheet for Coated glass products, which can be found at [www.cardinalcorp.com](http://www.cardinalcorp.com).





## 6.2. Environment and Health during Use

---

Please refer to the Article Data Sheet for Coated glass products, which can be found at [www.cardinalcorp.com](http://www.cardinalcorp.com)

## 6.3. Extraordinary Effects

---

Please refer to the Article Data Sheet for Coated glass products, which can be found at [www.cardinalcorp.com](http://www.cardinalcorp.com)

## 6.4. Environmental Activities and Certifications

---

Please refer to the Article Data Sheet for Coated glass products, which can be found at [www.cardinalcorp.com](http://www.cardinalcorp.com)

## 7. References

---

1. ISO 14025:2006 Environmental labels and declarations – Type III environmental declarations – Principles and Procedures.
2. ISO 14040: 2006 Environmental Management – Life cycle assessment – Principles and Framework
3. ISO 14044: 2006/AMD 1:2017/ AMD 2:2020 Environmental Management – Life cycle assessment – Requirements and Guidelines.
4. ISO 21930: 2017 Sustainability in buildings and civil engineering works — Core rules for environmental product declarations of construction products and services.
5. Sphera Managed LCA Content Database. October 2024.
6. UL Environment. (2020). UL Environmental General Program Instructions, Version 2.5.
7. UL Environment (2022). UL PCR Part A: Life Cycle Assessment Calculation Rules and Report Requirements.

